









- [Rare Single Cell Isolation: Circulating Tumor Cells \(CTCs\) and Fetal Cells](#)
- [Single Cell Isolation \(others\)](#)
- [Isolation of Adherent Colonies \(Stem Cells etc.\)](#)
- [Protein and Antibody Research](#)
- [Cell Observation](#)

Rare Single Cell Isolation: Circulating Tumor Cells (CTCs) and Fetal Cells

- Giannopoulou, L. et al. *Liquid biopsy in ovarian cancer: recent advances on circulating tumor cells and circulating tumor DNA (Review)* Clin. Chem.Lab. Med. Epub 2017

- Kølvrå, S. et al. *Genome-wide copy number analysis on DNA from fetal cells isolated from the blood of pregnant women* Prenat. Diagn. 2016

- Ma Y. et al. *Droplet Digital PCR Based Androgen Receptor Variant 7 (AR-V7) Detection from Prostate Cancer Patient Blood Biopsies* Int. J. Mol. Sci. 2016

- Neumann M.H. et al. *Isolation and characterization of circulation tumor cells using a novel workflow combining CellSearch® and CellCelector™* Biotechnol Prog. 2016

- Blassl C. et al. *Gene expression profiling of single circulating tumor cells in ovarian cancer - Establishment of a multi-marker gene panel* Molecular Oncology 2016

- Schneck H. et al. *EpCAM-Independent Enrichment of Circulating Tumor Cells in Metastatic Breast Cancer* PLoS One 2015

- Lohr, G.J. et al. *Whole-exome sequencing of circulating tumor cells provides a window into metastatic prostate cancer* Nature Biotechnology 2014

- Yao, X. et al. *Tumor cells are dislodged into the pulmonary vein during lobectomy* J. Thorac Cardiovasc. Surg. 2014


- Heidary, M. et al. *The dynamic range of circulating tumor DNA in metastatic breast cancer* Breast Cancer Res. 2014



- Adalsteinsson, V.A. et al. *Single cells from human primary colorectal tumors exhibit polyfunctional heterogeneity in secretions of ELR + CXC chemokines* Integr. Biol. (Cam.) 2013



Poster

- Lampignano, R. et al. *The combination of ParsortixTM and CellCelectorTM enables the characterisation of EpCAMneg CTCs in breast cancer* Poster ISMRC 2016 Hamburg
- Neumann, M. et al. *CellCelector isolation of CTCs enables additional marker staining followed by panel sequencing* Poster ISMRC 2016 Hamburg
- Neumann, M. et al. *CellCelector and CellSearch combined workflow* Poster ACTC 2014 Crete
- Voigt, K. et al. *Single cell sequencing of rare cells after magnetic enrichment* Poster ISMRC 2013 Paris
- Berger, T. et al. *Detection and characterization of CTCs in patients with hepatocellular carcinoma (HCC)* Poster DGHO 2013 Vienna

Single Cell Isolation (others)

- Wang, J. et al. *Single cell sequencing: a distinct new field* Clinical and Translational Medicine 2017



- Ku, C.J. et al. *GATA3 abundance is a critical determinant of T cell receptor beta allelic exclusion* Mol Cell Biol. 2017



- Dura, B. et al. *Longitudinal multiparameter assay of lymphocyte interactions from onset by microfluidic cell pairing and culture*, PNAS 113(26): E3599-608 2016



- Liao, M.C. et al. *Single-Cell Detection of Secreted A β and sAPPa from Human iPSC-Derived Neurons and Astrocytes* J. Neurosci. 2016










- Wang, Y. et al. *Advances and applications of single-cell sequencing technologies (Review)* Molecular Cell. 2015



- Castellarnau, M. et al. *Stochastic Particle Barcoding for Single-Cell Tracking and Multiparametric Analysis* Small. 2015






-
- Navin, N.E. *Cancer genomics: one cell at a time (Review)* Genome Biol. 2014

 - Cornils, K. et al. *Multiplexing clonality - combining RGB marking and genetic barcoding* Nucl. Acid Res. 2014

 - Wuethrich, I. et al. *A Mouse Monoclonal Antibody Against Alexa Fluor 647* Monoclonal Antibodies in Immunodiagnosis and Immunotherapy 2014

 - Kluth, S.M. et al. *Increased Haematopoietic Supportive Function of USSC from Umbilical Cord Blood Compared to CB MSC and Possible Role of DLK-1* Stem cells Int. 2013

 - Sendra, V.G. et al. *Detection and isolation of auto-reactive human antibodies from primary B cells* Methods 2013

 - Varadarajan, N. et al. *High-throughput single-cell analysis of human CD8+ T cell functions reveals discordance for cytokine secretion and cytotoxicity* J. Clin. Invest. 2011

 - Choi, J.H. et al. *Development and optimization of a process for automated recovery of single cells identified by microengraving*, Biotechnol. Prog. 2010


Poster







- Wagner, K. et al. *Selection of reference genes for quantitative PCR of single cells* Poster STS 2011

Isolation of Adherent Colonies (Stem Cells etc.)

- Segerman, A. et al. *Clonal Variation in Drug and Radiation Response among Glioma-Initiating Cells Is Linked to Proneural-Mesenchymal Transition* Cell Rep. 2016

- Cohen, I.S. et al. *DNA lesion identity drives choice of damage tolerance pathway in murine cell chromosomes* Nucl. Acid Res. 2015

- Shipony, Z. et al. *Dynamic and static maintenance of epigenetic memory in pluripotent and somatic cells* Nature 2014

- Marx, U. et al. *Automatic Production of Induced Pluripotent Stem Cells* Procedia CIRP 2013,

volume 5, pages 2-6




[ScienceDirect](#)

- Haupt, S. et al. *Automated selection and harvesting of pluripotent stem cell colonies* Biotechnol. Appl. Biochem. 2012

- Zoldan, K. et al. *Automated harvest of induced pluripotent stem cell colonies and colony fractions using the cell separation robot CellCelector™* nature methods application notes 2010

- Zoldan, K. et al. *Automated isolation of semi-adherent macrophage-like cells from a fibroblast-contaminated culture using the cell separation robot CellCelector™* nature methods application notes 2010

- Haupt, S. et al. *Automated selection and harvesting of pluripotent stem cell colonies using the CellCelector* , Nature Methods 2009

- Schneider, A. et al. *"The good into the pot, the bad into the crop!" - a new technology to free stem cells from feeder cells* PLoS One 2008

- Peterbauer, T. et al. *Simple and versatile methods for fabrication of arrays of live mammalian cells* Lab on a Chip 2006


Poster

- Planes, E. et al. *Life Cell Imaging for Quality Control of Pluripotent Stem Cell Culture* Poster ISSCR 2013 Boston

Protein and Antibody Research

- Zoldan, K. et al. *Automated clonal selection of high-producing hybridoma colonies from methylcellulose-based, semi-solid medium using the cell separation robot CellCelector™* nature methods application notes 2010

- Caron A.W. et al. *Fluorescent labeling in semi-solid medium for selection of mammalian cells secreting high-levels of recombinant proteins (CHO)* BMC Biotechnol. 2009

- Julien, A. et al. *Antigen specific antibody-producing clones selected by isotypes* Biosystems International Application Note


Presentation

- Gilbert, R. *Fluorescent labeling in Semi-Solid Medium to Identify High Expressing Clones for Recombinant Protein Production (CHO)* CHI's Bioprocessing Summit Presentation, Boston 2011

Cell Observation

- Zoldan, K. et al. *Visualizing of migration, interaction, proliferation or differentiation of cells in time lapse exposures using the cell separation robot CellCelectorTM* nature methods application notes 2010

